



DEWATERING PUMPS SOLUTIONS

Submersible Dewatering
Slurry & Non Clog
Pumps Range



SALES RENTAL AND TURNKEY SERVICES

APPLICATIONS

Cosmos CDW, CSL & CNC series of submersible pumps have been designed and built to offer high performance, reliability and ease of use across multiple applications.



Construction



Mining Site Dewatering



Hydro Electric Projects



Thermal Power Plant



Tunnel



Heavy Industries



Roads & Bridges



Infra Projects



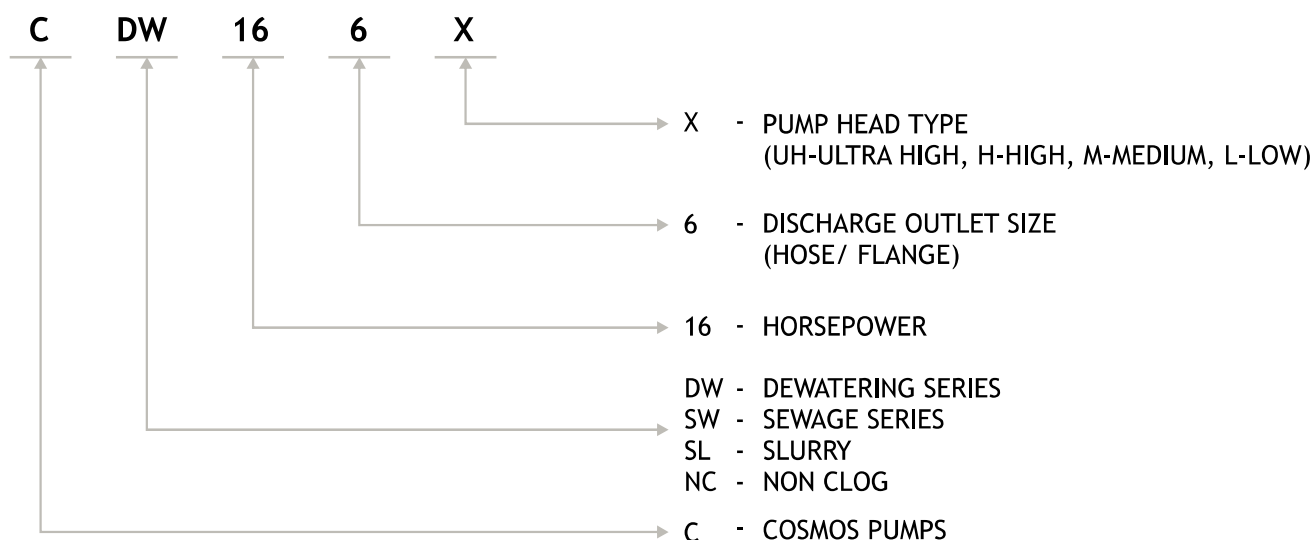
controlling Flood Water



Municipal Application

Cosmos pumps offer wide range of electric driven Dewatering, non-clog and Slurry pumps which are Modular, light weight and portable in design, offering ease of operation and servicing thus giving less down time and more pumping.

MODEL NUMBER NOMENCLATURE



Examples

CDW166M : Cosmos Dewatering Pump, 16 horsepower, 6" discharge nozzle size, Medium head

CSL306M : Cosmos Slurry Pump, 30 horsepower, 6" discharge nozzle size, Medium head

DEWATERING PUMPS - FEATURES

POWER CABLE

100% Water & Oil proof, PVC insulated, double sheathed, copper conductor flexible cable of 15 mtrs length.

IMPROVED CABLE SEALING

1 mtr long SS Steel grip & cable gland ensures protection against water leakage from cable entry side.

MOTOR PROTECTION

Class H insulation (max temp rise 180°C) Bi-metallic thermal switches embedded in stator winding which protect the motor in the event of excessive high temperature.

BALL BEARING

All ball bearings are filled with high temperature greases containing special anti-corrosive additive which ensures long life between service intervals.

IMPROVED ABRASIVE RESISTANCE

Rubber moulded Wear Plate, Diffuser & Nitride hardened SS-410 impellers with hardness HRC (52-55) for more life in abrasive & muddy application.

LIGHT & MODULAR

Light weight modular design with Al Alloy Top Bracket, Outer portable Casing (upto10HP) & Pump Base makes it best suited for application.

HIGH CORROSION RESISTANCE

All hardware, strainer, outlet, lifting hooks & seal housing are In S S for maximum corrosion resistance & life longevity

STATOR CASING

Extruded Aluminium Alloy for best heat dissipation, which allows It to run for a longer time without submergence as compare to Cast iron pumps.

MODULAR SEALING SOLUTION

Twin SS seals In tandem (TC vs TC) for best sealing against water leakage into motor in abrasive & muddy environment, thus ensuring long life between service intervals.

OPTIMIZED EFFICIENCY

Gap b/w Nitrile rubber moulded Wear plate/Diffuser & Impeller can be adjusted upto 5mm even at sites to optimize the flow, thereby reducing spare part consumption.

FOR SALINE WATER (OPTIONAL)

Pump can be equipped with Sacrificial Zinc Anodes for enhancing life In Saline water.

CONTROL PANEL - FEATURES

OUTER DUTY (IP62)

Hut style Feeder Pillar structure, with EPDM rubber seated double door arrangement, makes it suitable for operation in rain.

HEAVY DUTY

Industrial Contactor & Circuit breakers for better protection against Current Fault, Overload & Short Circuit.

COMPLETE PROTECTION

With 2CO(change over) output Relay, Panel has All-In-One Protection against-Dry Run. Run time Phase failure & overloading at input & output.

SAFE TO USE

Provision for Earth Grounding & use of Polycab solid wires terminated with Copper Thimbles makes it, very safe to use.

Water proof and day visible LED lights.

HUMID PROOF

Selected Industrial Analog Meters, LED lights, and Push Button with Copper elements makes it suitable for Tunnel like heavy humid environment

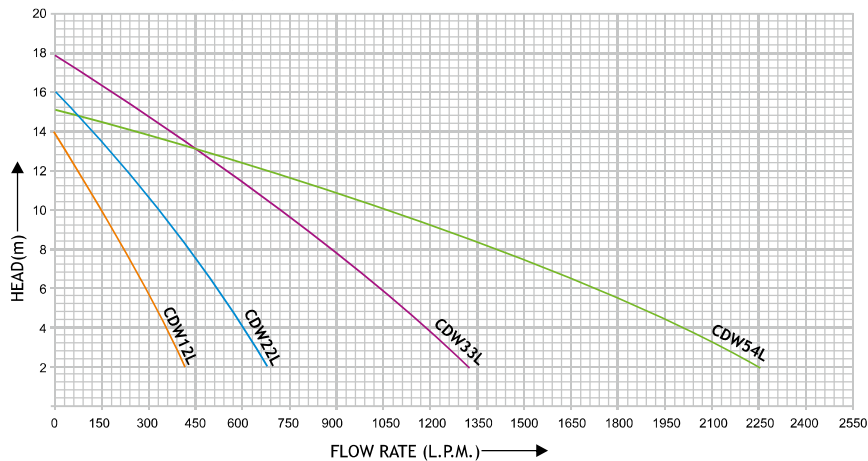
EASE OF OPERATION

Property-dressed, Color coded & Cabled Wiring makes it, a user-friendly product.

*VFD Control Panel Also Available.

DEWATERING PUMPS

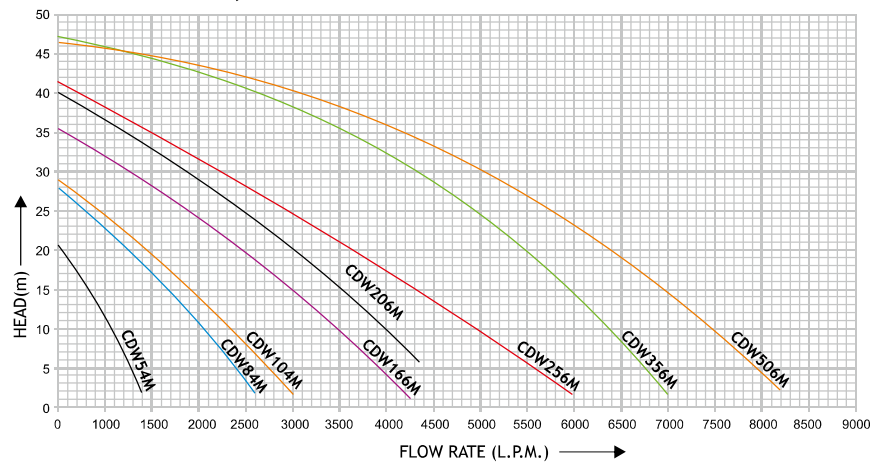
CDW Series, Low Head



Model#	Dimension		Power HP	Max. Flow Rate LPM	Shut-off Head Mtr.	Weight KG
	H(mm)	Ø(mm)				
CDW12L	382	160	1.5	450	15.5	16
CDW22L	414	160	2	625	16	18
CDW33L	575	190	3	1250	17.5	32
CDW54L	587	276	5	2150	15	40



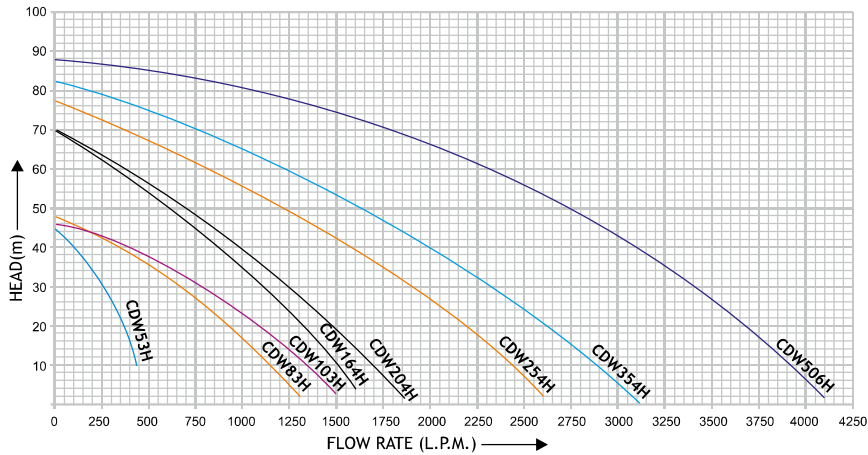
CDW Series, Medium Head



Model#	Dimension		Power HP	Max. Flow Rate LPM	Shut-off Head Mtr.	Weight KG
	H(mm)	Ø(mm)				
CDW54M	587	276	5	1400	20.5	40
CDW84M	675	276	7.5	2600	28	55
CDW104M	700	276	10	3000	29	65
CDW166M	845	360	16	4250	35.5	125
CDW206M	840	360	20	4350	40	122
CDW256M	915	402	25	6000	41.5	185
CDW356M	1015	410	35	7000	47	225
CDW508M	1038	410	50	8500	46.5	265



CDW Series, High Head

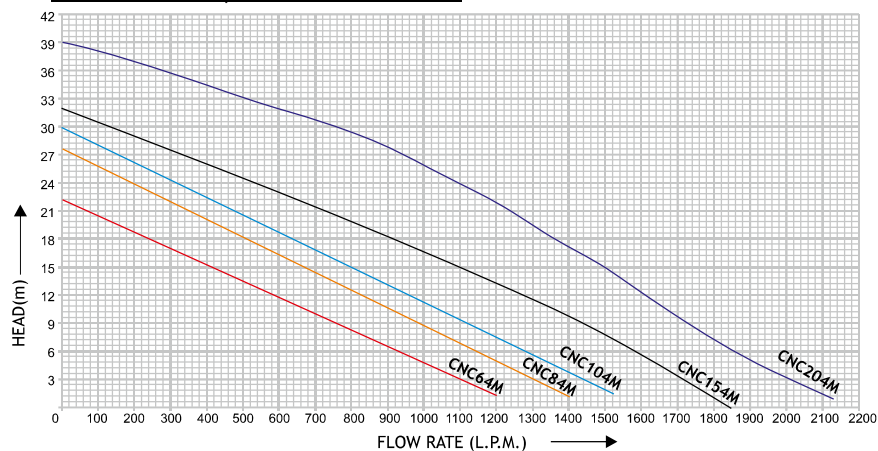


Model#	Dimension		Power HP	Max. Flow Rate LPM	Shut-off Head Mtr.	Weight KG
	H(mm)	Ø(mm)				
CDW53H	605	276	5	350	45	53
CDW83H	650	276	7.5	650	47	60
CDW103H	685	276	10	800	48.5	66
CDW164H	845	360	16	980	70.5	140
CDW204H	840	360	20	1850	69.5	130
CDW254H	915	402	25	1700	77	195
CDW354H	1015	410	35	2500	82.5	225
CDW506H	1038	410	50	3500	86.5	375



NON CLOG PUMPS

CNC Series, Medium Head



Model#	Dimension		Power HP	Max. Flow Rate LPM	Shut-off Head METER	Weight KG
	H(mm)	Ø(mm)				
CNC64M	763	419	6	1250	22	60
CNC84M	793	419	8	1400	28	65
CNC104M	803	419	10	1500	30	70
CNC154M	950	510	15	1860	32	80
CNC204M	1038	510	20	2115	39	98



DEWATERING PUMPS

CDW Series, Ultra High Head

POWER CABLE

100% Water & Oil proof, PVC insulated, double sheathed, copper conductor flexible cable of 15 mtrs length.

EASE OF HANDLING

Lifting Hook (SS316) provided for ease of access while operations.

ENHANCED PERFORMANCE

SS316 diffuser & bronze wear rings makes the pump efficient & improves efficiency day to day on continues running.

RUST PROOF

Anti-Corrosive Stainless Steel Strainer

BALL BEARING

5 bearing system includes radial & taper roller bearing are filled with high temperature greases containing special anti-corrosive additive & can withstand radial and axial thrust which ensure long life and makes it suited for extreme working conditions.

IMPROVED ABRASIVE RESISTANCE

All rubber parts are made up of Viton rubber which can withstand saline water & can also be used where containment of abrasive particles are more

NATURALLY COOLED

As motor is naturally cooled thus overall efficiency is more & probability of failure is less.

DATA CABLE

7 core x 1.5 sq. mm cable embedded with 3 warrick (USA) sensor of which one is in motor one is mechanical seal & one temperature sensor for overheat protection for inclusion of foreign material

HIGH WEAR RESISTANCE

2-Stage Impeller in SS316 grade which resists wear & tear caused by abrasive particles & enables pump for extended performance

MULTI STAGE PUMP

2 stage Ultra High Head Pump for dewatering purpose upto 200m

MODULAR SEALING SOLUTION

Dual SiC vs SiC mechanical & Oil seal, Which offers double sealing, reliability and Zero leakage into motor in abrasive & muddy environment. Therefore, reducing the risk of failure & ensure long life between service intervals.

FLEXIBLE DEPLOYMENT

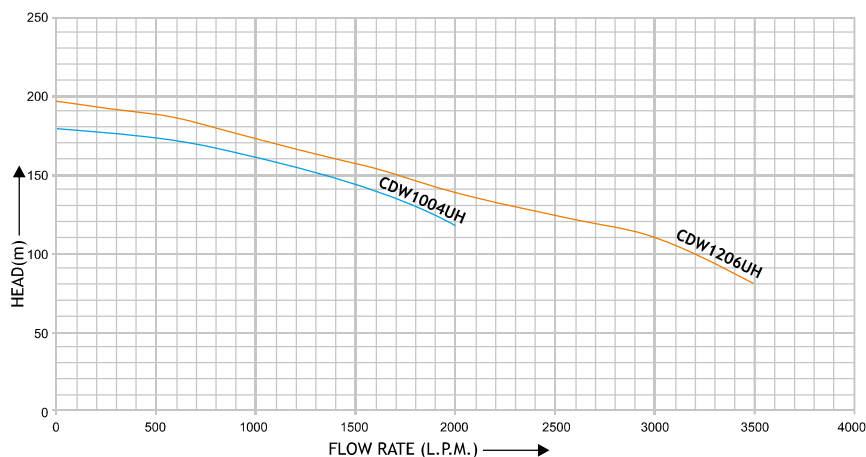
It can be installed and used in vertical as well as Horizontal position.

ANTI-CORROSIVE

High torsional strength shaft (SS431)

MOTOR PROTECTION

H class insulation winding (temperature rise to 180C) embedded with thermal sensor in stator winding which protects the motor in the event of excessive high temperature.



Model#	Dimension		Power HP	Max. Flow Rate LPM	Shut-off Head METER	Weight KG
	H(mm)	Ø(mm)				
CDW1004UH	1216	580	100	2000	180	1500
CDW1206UH	1216	580	120	3500	198	1500



SLURRY PUMPS

CSL Series, Medium Head

POWER CABLE

H07RNF cable 10 mtrs, which can withstand any PH, crack proof and run over lifetime

MOTOR PROTECTION

H class insulation winding (temperature rise to 180 c) embedded with thermal sensor in stator winding which protects the motor in the event of excessive high temperature

BALL BEARING

5 bearings system (4 Roller & 1 Angular) which are filled with high temperature greases containing special anti-corrosive additive & can withstand radial and axial thrust which ensures long life and makes it suited for extreme working conditions.

IMPROVED ABRASIVE RESISTANCE

All rubber parts are made up of Viton rubber which can withstand saline water & can also be used where containment of abrasive particles are more

IMPROVED WEAR RESISTANCE

Our volute casting / agitator / impeller / wear plate contains 27% chromium which enhances its wear resistance

BEST IN CLASS SLURRY PUMP

Our Slurry pumps are designed for better handling of fibrous materials upto 2.65 specific gravity of solid mixed within the pumped liquid

EASE OF HANDLING

Heavy duty SS handles provided for lifting Pump while operation.

SELF COOLING SYSTEM

Improved air cooling using fin designed stator casing

SPECIAL FEATURE

Inbuilt with Moisture & Temperature Sensor to protect motor on special request

MECHANICAL SEALING SOLUTION

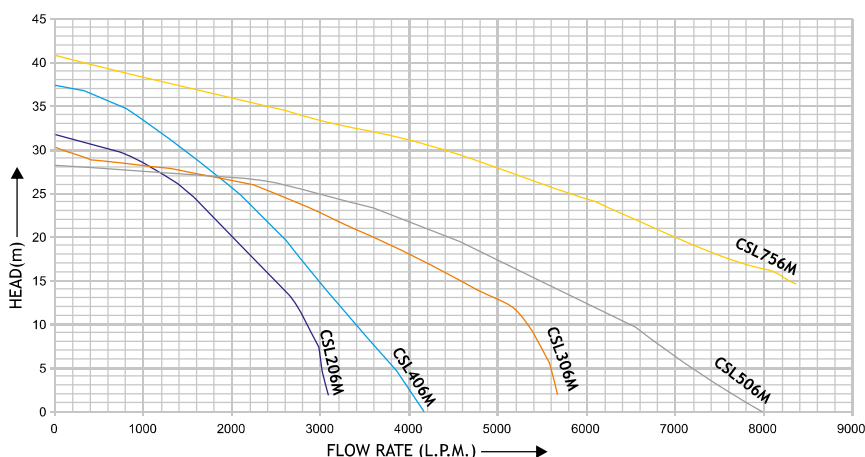
Dual SiC vs SiC mechanical & Oil seal, Which offers double sealing, reliability and Zero Leakage into motor in abrasive & muddy environment. Therefore, reducing the risk of failure & ensure long life between service intervals

HARDENED VOLUTE CASTING & IMPELLER

Our pump is fitted with ductile iron hardened volute casting with 17-22 HRC & high chromium alloy steel impeller with 55-58 HRC

AGITATOR

Highly efficient & high Chrome steel agitator with hardness 55-58 HRC to lift settled solids



Model#	Dimension		Power HP	Max. Flow Rate LPM	Shut-off Head METER	Weight KG
	H(mm)	Ø(mm)				
CSL206M	1100	565	20	3100	32	265
CSL306M	1325	578	30	5700	30	410
CSL406M	1665	435	40	4168	37	465
CSL506M	1900	960	50	8000	28	990
CSL756M	1950	1100	75	8500	41	1250

